




A powerful wall chaser with a maximum depth of 50 mm and cutting width up to 47 mm. Features an optional efficient guide rail system.

CG150 | WALL CHASER
10203-006-229-3042-001-026



Laser Pointer




	MODEL
	CG150
Power Input	2500 Watt
Voltage	220-240V
Frequency	50-60Hz
No Load RPM	6500
Max. Blade Diameter	Ø150mm
Blade bore size	22,23mm (7/8")
Max Depth of Cut	50mm
Max Channel Width	47mm
Cut to Ceiling	25mm
Cut to Edge	28mm
Soft Start	YES
Overload Protection	YES
Thermal Protection	YES
Constant Speed	YES
Cable Length	5m
Weight (Without cable and blade)	7,2kg (15.84Lbs)


CG150 | WALL CHASER

10203-006-229-3042-001-026




LED load indicator

-  Glows green: normal load
-  Flash red: full load reached
-  Glows red: overload or overheat



5 blades

Built in dust collection brush effectively retains dust. Includes spacers for both 2 and 5 blade chasing.



2 blades

Tool-Free Arbor Screw for fast and easy blade changes

RELATED PRODUCT:



Vacuum Cleaner DS25L
305-00371-000-001



Vacuum Cleaner DS35M
305-00371-000-002

OPTIONAL ACCESSORIES:



Universal:
150mm Diamond Saw Blade
150 x H10 x T2,6 x 22,23mm
305-00036-000-068




Hard Material:
150mm Diamond Saw Blade
150 x H10 x T2,6 x 22,23mm
305-00036-000-069

Optional quick set-up Guide Rail System provides maximum operator convenience and minimizes human error.



Guide rail support Set (1000mm)
0299-0246-0000-001



Guide rail 1400mm
0299-0065-00149-021



DEALER